



## E-INTEGRATED N1 - WAVE

Art. No.: 415654

### SPECIFICATIONS


- FRAME** KL28-695 - Alloy 6061 - Smooth tube transitions
- FORK** Suntour SF15-NEX-E25-DS tapered
- COLOUR** Black Matt
- KICKSTAND** Ursus Wave rear 40mm
- HEADPARTS** Acros AZF-592 integrated cables
- CRANK** Gates CDX 50T + Miranda cranc and spider
- CHAINGUARD** Hebie Chainbar
- PEDAL** Marwi SP880 GV stoga
- CHAIN** Gates Belt 130T
- REAR DERAILLEUR** /
- FRONT DERAILLEUR** /
- SHIFTING LEVERS** /
- FREEWHEEL** Gates CDX 26T
- CASSETTE** /
- RIM** Crosser X17 622-25 DB 36H
- HUB FRONT** Shimano TX505 36H QR
- HUB REAR** Enviolo TR AutomatiQ
- TIRES** Schwalbe Road Cruiser 47mm creme
- HANDLE BAR** HL NR-AL-124 640mm
- STEM** Satori Python 31,8mm
- GRIPS** Velo VLG-617A creme
- SADDLE** Velo VL-8088 creme
- SEAT POST** Promax SP-222 31,5x300mm
- SEAT CLAMP** Promax MX-27
- BRAKES** Shimano MT-200
- ROTOR** Shimano rotor RT10 160mm & 180mm
- CARRIER** Racktime 2Legs 00812-D
- STRAPS** Belico Stelvio
- MUDGUARD** Curana alloy 55mm painted
- FRONT LIGHT** Buechel Shiny 40lux
- REAR LIGHT** Buechel Edge with Stoptech
- LOCK** Axa Block XXL Bosch PT 1 key solution

### BOSCH PARTS



#### BATTERY

**BOSCH POWERTUBE**  
**750WH** + 4A CHARGER



#### MOTOR

**BOSCH PERFORMANCE LINE - BES3**  
**65 NM**

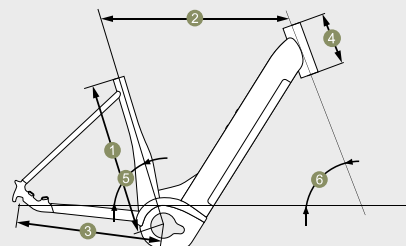


#### DISPLAY

**BOSCH INTUVIA 100**



### GEOMETRY



	1	2	3	4	5	6
<b>M</b>	450mm	625mm	490mm	180mm	74°	71°
<b>L</b>	500mm	625mm	490mm	180mm	74°	71°
<b>XL</b>	550mm	625mm	490mm	180mm	74°	71°



## E-INTEGRATED N1 - UNISEX

Art. No.: 415655

### SPECIFICATIONS


- FRAME** KL28-691 - Alloy 6061 - Smooth tube transitions
- FORK** Suntour SF15-NEX-E25-DS tapered
- COLOUR** Black Matt
- KICKSTAND** Ursus Wave rear 40mm
- HEADPARTS** Acros AZF-592 integrated cables
- CRANK** Gates CDX 50T + Miranda cranc and spider
- CHAINGUARD** Hebie Chainbar
- PEDAL** Marwi SP880 GV logo
- CHAIN** Gates Belt 130T
- REAR DERAILLEUR** /
- FRONT DERAILLEUR** /
- SHIFTING LEVERS** /
- FREEWHEEL** Gates CDX 26T
- CASSETTE** /
- RIM** Crosser X17 622-25 DB 36H
- HUB FRONT** Shimano TX505 36H QR
- HUB REAR** Enviolo TR AutomatiQ
- TIRES** Schwalbe Road Cruiser 47mm brown
- HANDLE BAR** HL NR-AL-124 640mm
- STEM** Satori Python 31,8mm
- GRIPS** Velo VLG-617A brown
- SADDLE** Velo VL-8088 brown
- SEAT POST** Promax SP-222 31,5x300mm
- SEAT CLAMP** Promax MX-27
- BRAKES** Shimano MT-200
- ROTORS** Shimano rotor RT10 160mm & 180mm
- CARRIER** Racktime 2Legs 00812-D
- STRAPS** Belico Stelvio
- MUDGUARD** Curana alloy 55mm painted
- FRONT LIGHT** Buechel Shiny 40lux
- REAR LIGHT** Buechel Edge with Stoptech
- LOCK** Axa Block XXL Bosch PT 1 key solution

### BOSCH PARTS



#### BATTERY

**BOSCH POWERTUBE**  
750WH + 4A CHARGER



#### MOTOR

**BOSCH PERFORMANCE LINE - BES3**  
65 NM

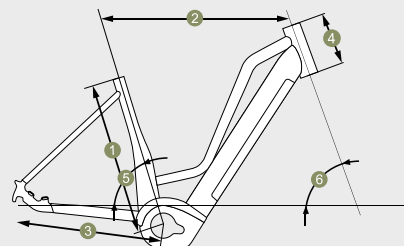


#### DISPLAY

**BOSCH INTUVIA 100**



### GEOMETRY



	1	2	3	4	5	6
<b>M</b>	450mm	625mm	490mm	180mm	74°	71°
<b>L</b>	500mm	625mm	490mm	180mm	74°	71°
<b>XL</b>	550mm	625mm	490mm	180mm	74°	71°



## E-INTEGRATED N1 - MAN

Art. No.: 415656

### SPECIFICATIONS


- FRAME** KL28-693 - Alloy 6061 - Smooth tube transitions
- FORK** Suntour SF15-NEX-E25-DS tapered
- COLOUR** Black Matt
- KICKSTAND** Ursus Wave rear 40mm
- HEADPARTS** Acros AZF-592 integrated cables
- CRANK** Gates CDX 50T + Miranda cranks and spider
- CHAINGUARD** Hebie Chainbar
- PEDAL** Marwi SP880 GV stoga
- CHAIN** Gates Belt 130T
- REAR DERAILLEUR** /
- FRONT DERAILLEUR** /
- SHIFTING LEVERS** /
- FREEWHEEL** Gates CDX 26T
- CASSETTE** /
- RIM** Crosser X17 622-25 DB 36H
- HUB FRONT** Shimano TX505 36H QR
- HUB REAR** Enviolo TR AutomatiQ
- TIRES** Schwalbe Energizer Active Plus 47mm black
- HANDLE BAR** HL NR-AL-124 640mm
- STEM** Satori Python 31,8mm
- GRIPS** Velo VLG-617A black
- SADDLE** Velo VL-8089 black
- SEAT POST** Promax SP-222 31,5x300mm
- SEAT CLAMP** Promax MX-27
- BRAKES** Shimano MT-200
- ROTOR** Shimano rotor RT10 160mm & 180mm
- CARRIER** Racktime 2Legs 00812-D
- STRAPS** Belico Stelvio
- MUDGUARD** Curana alloy 55mm painted
- FRONT LIGHT** Buechel Shiny 40lux
- REAR LIGHT** Buechel Edge with Stoptech
- LOCK** Axa Block XXL Bosch PT 1 key solution

### BOSCH PARTS



#### BATTERY

**BOSCH POWERTUBE**  
**750WH** + 4A CHARGER



#### MOTOR

**BOSCH PERFORMANCE LINE - BES3**  
**65 NM**

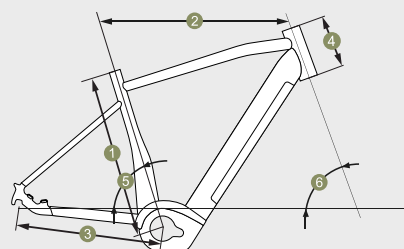


#### DISPLAY

**BOSCH INTUVIA 100**



### GEOMETRY



	1	2	3	4	5	6
<b>M</b>	520mm	625mm	490mm	180mm	74°	71°
<b>L</b>	560mm	625mm	490mm	180mm	74°	71°
<b>XL</b>	600mm	625mm	490mm	180mm	74°	71°